




# GRELA

Mobili componibili / Furniture and Cabinets \_ Meubles et Armoires \_ Schränke und Möbel

## Finiture \_ Finishes \_ Finitions \_ Afwerkingen

### Acciaio verniciato

Painted steel  
Acier laqué  
Lackiertem Stahl



.09

### Acciaio verniciato


Painted steel  
Acier laqué  
Lackiertem Stahl



.22

### Acciaio inox lucido

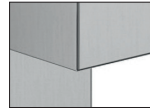
Polished stainless steel  
Acier inoxydable brillant  
Poliert Edelstahl



.29

### Acciaio inox spazzolato

Brushed stainless steel  
Acier inoxydable brossé  
Edelstahl Gebürstet



.32

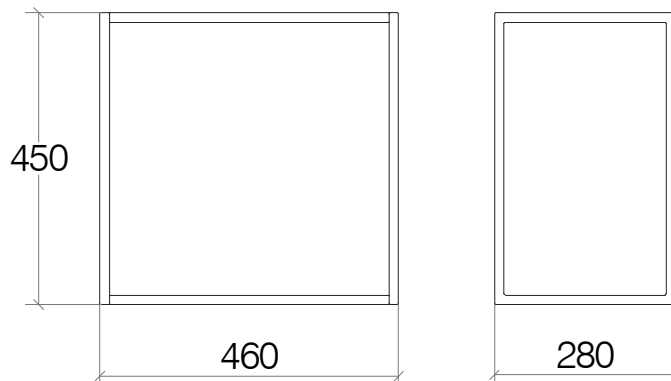






# GRELA

## 8221

### Telaio per base sospesa 430 mm

Frame for suspended base / Structure pour meuble bas suspendu / Rahmen für Unterschrank



<b>cod. 8221</b>	 <b>3,4</b>	 <b>0,017</b>	 <b>1</b>	<b>Acciaio verniciato</b> Painted steel Acier laqué Lackiertem Stahl
<b>EAN 8005049373469</b>	<b>3,4</b>	<b>0,017</b>	<b>1</b>	

Peso e volume lordo / Gross weight and volume / Poids et volume brut / Bruttogewicht und Volumen



Made in Italy  
Made in Italy  
Made in Italy  
Made in Italy

#### PULIZIA e MANUTENZIONE

Pulire con un sapone neutro, applicare con un panno umido, strofinare leggermente, lasciar agire brevemente e quindi sciacquare con acqua. Infine lucidare con un panno morbido e asciutto. Per macchie di calcare pulire con una soluzione di acqua (80%) e aceto bianco (20%), per un'azione igienizzante aggiungere alla soluzione del bicarbonato di sodio. Asciugare sempre la superficie in modo da evitare le macchie derivanti dall'acqua.

Avvertenze: La resistenza alla corrosione al nichel-cromo si riduce sotto l'azione di acidi e composti alogenati (cloruri, bromuri, ioduri). Non utilizzare mai soluzioni a base di cloro (candeggina), detersivi o spugne abrasive. Evitare la ruggine causata da materiali esterni (ad es. paglietta di acciaio ecc.).

#### CARE and MAINTENANCE

Clean with a mild soap, apply with a damp cloth, rub lightly, leave it briefly and then rinse with water. Finally polish with a soft, dry cloth. To remove the limestone stains, clean with a solution of water (80%) and white vinegar (20%), to sanitize add baking soda. Always dry the surface in order to prevent stains caused by water. Warnings: The corrosion resistance of the steel is reduced by acids and halogen compounds (chlorides, bromides, iodides). Never use solutions containing chlorine (bleach), detergents or abrasive sponges. Prevent rust caused by external materials (eg. Scouring steel, etc.).