



Porta ad un'anta a battente
Porta ad un'anta a battente con apertura verso l'interno e l'esterno.

Paroi de douche avec ouverture pivotante
vers l'intérieur et l'extérieur.

Single pivot door
Shower enclosure with inward and outward opening pivot door.

Puerta con un panel abatible
apertura con hoja abatible hacia el interior y el exterior.

Drehtür
Öffnung mit Drehtür nach innen und außen.

Vleugeldeur
Omkeerbaar voor bepaling openingzijde.


Одностворчатая распашная панель
Одностворчатая распашная дверь с открыванием вовнутрь и наружу.



H 195 cm. - V 6 mm.

Finitura profili

Finitions des profilés_Profiles finishing _Acabado perfiles
Profilfarbe_Profiel afwerkingen _Отделка профилей




ULU
brillantato cromo
chromé brillant
brilliant chrome
aluminio cromo
Chrom glänzend
glanzend chroom
светлый блестящий хром




L01
bianco
blanc
white
blanco
Weiß
wit
белый



SAR
satinato argento
satiné argent
silver glazed satin
satinado plata
Satinier Silber
satijn Zilver
сатинированное серебро



L91
bianco opaco
blanc mat
matt white
blanco mate
Matt Weiß
wit matte
белый Матовая




L95
grigio opaco
gris mat
matt grey
gris mate
Matt Grau
grijs matte
серый Матовая



L96
nero opaco
noir mat
matt black
negro mate
Matt Schwarz
zwart matte
черный Матовая

Finitura pannelli

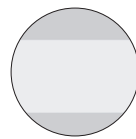
Finitions des panneaux_Panels finishing _Acabado perfiles
Glasart_Paneel afwerkingen _Отделка панелей



TR
trasparente
transparent
transparent
transparente
Klarglas
transparent
прозрачное



ST
Stampato
granité
frostado
estampado
Bedruktes Glas
gemarteld
узорчатое



RF
trasparente con fascia Satinata
transparent bande sérigraphiée
transparent with serigraphy band
serigrafia franja
Klarglas siebdruck Band
transparent zeefdruk band
прозрачное рисунок шелкография полоса

Porta ad un'anta a battente

Paroi de douche avec ouverture pivotante




Single pivot door

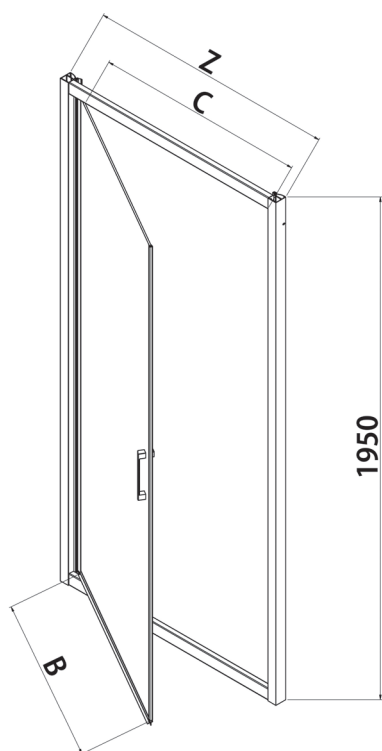
Puerta con un panel abatible

Drehtür

Vleugel deur

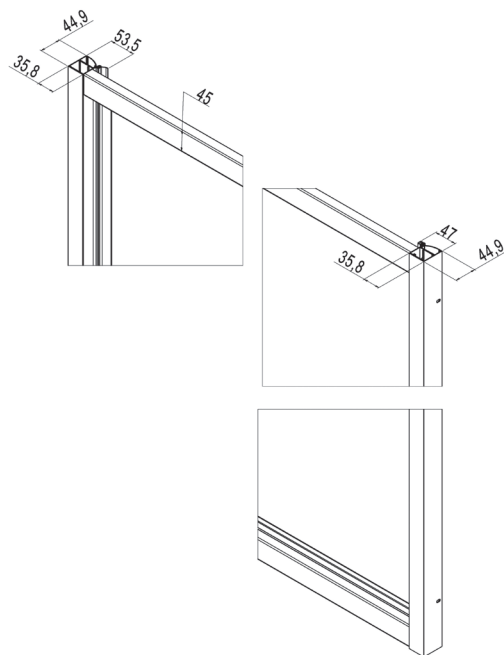
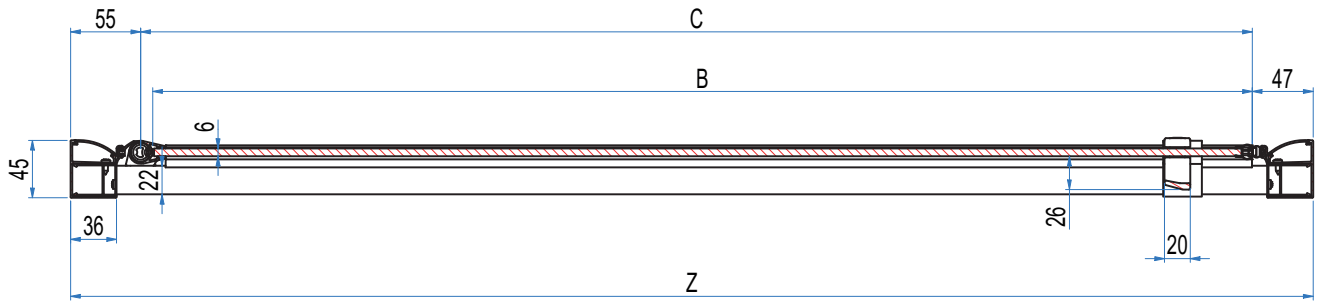
Одностворчатая распашная панель

Z [cm]	Cod.	A [cm]	B [cm]	C [cm]	 [dm ³]	 [kg]	 [n°]
62-66	B0900	//	51,5	50	115	24	1
67-71	B0901	//	56,5	55	112	23	1
72-76	B0905	//	61,5	60	131	27	1
77-81	B0902	//	66,5	65	125	26	1
82-86	B0906	//	71,5	70	151	29	1
87-91	B0903	//	76,5	75	141	28	1
97-101	B0904	//	86,5	85	156	31	1



160 mm

Interasse maniglia
Empattement de la poignée
Handle wheelbase
Distancia entre ejes de la manija
Radstand handhaben
Handvat wielbasis
Колесная база ручки

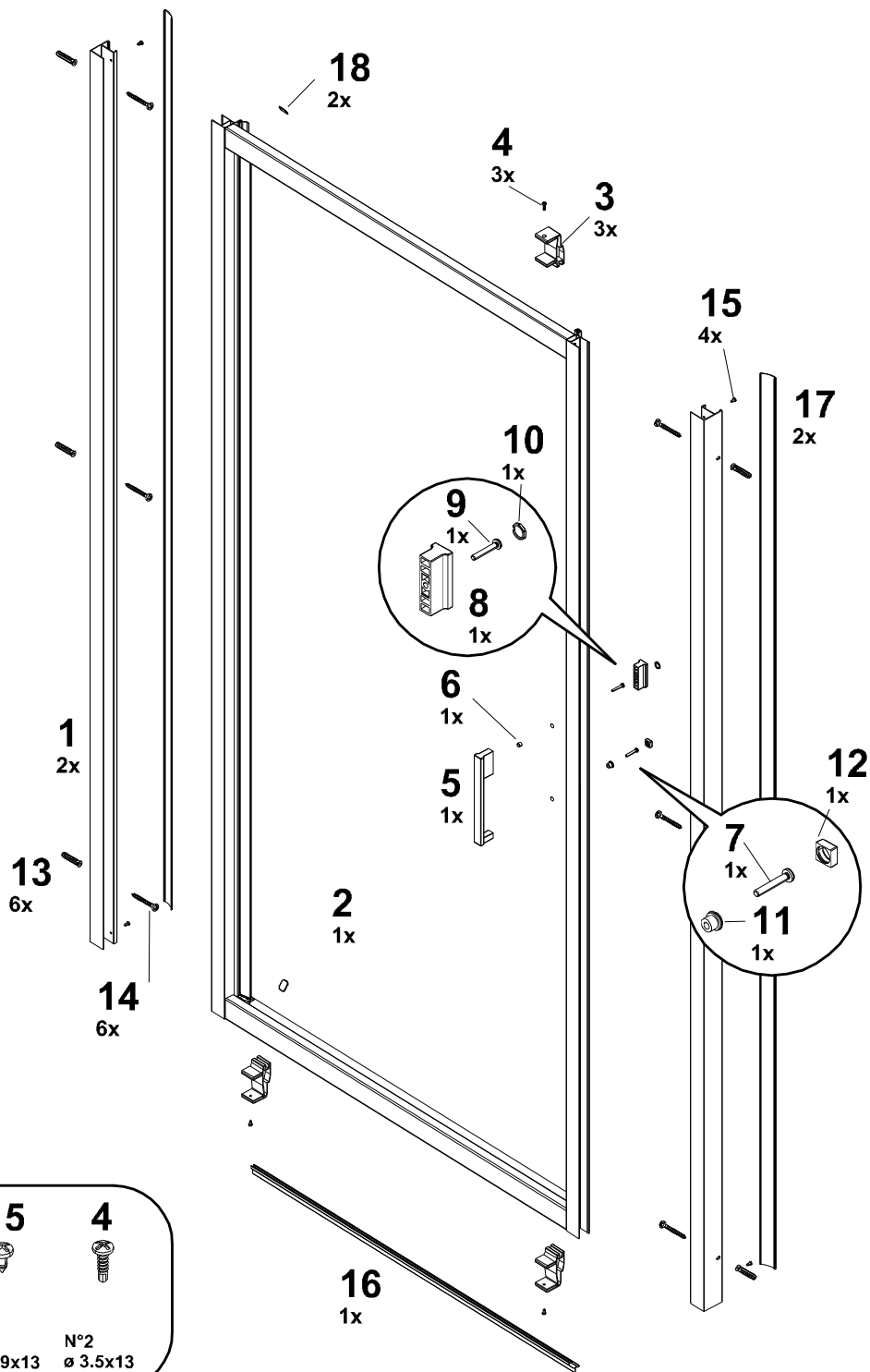





Prodotti Speciali - Produits Spéciaux - Special products - Productos Especiales - Sonderafertigungen - Maatwerk - Специальные Иродукты

MISURE LIMITE	Altezza max 200 cm.	//	Larghezza max 101 cm.	Larghezza min 50 cm.
MESURES LIMITES	Hauteur max 200 cm.	//	Largeur max 101 cm.	Largeur min 50 cm.
LIMITS OF MEASUREMENTS	Height max 200 cm.	//	Width max 101 cm.	Width min 50 cm.
MEDIDAS LIMITE	Altura max 200 cm.	//	Anchura max 101 cm.	Anchura min 50 cm.
GRENZMAßE	Höhe max 200 cm.	//	Breite max 101 cm.	Breite min 50 cm.
EXTREME MATEN	Hoogte max 200 cm.	//	Breedte max 101 cm.	Breedte min 50 cm.
ПРЕДЕЛЬНЫЕ РАЗМЕРЫ:	Макс. высота 200 см	//	Макс. ширина 101 см	Мин. ширина 50 см

	I								
	II								
	III								



7



N°1
ø 3.5x32

9



N°1
ø 3.5x38

13



N°6
ø 6x30

14



N°6
ø 3.9x38

15

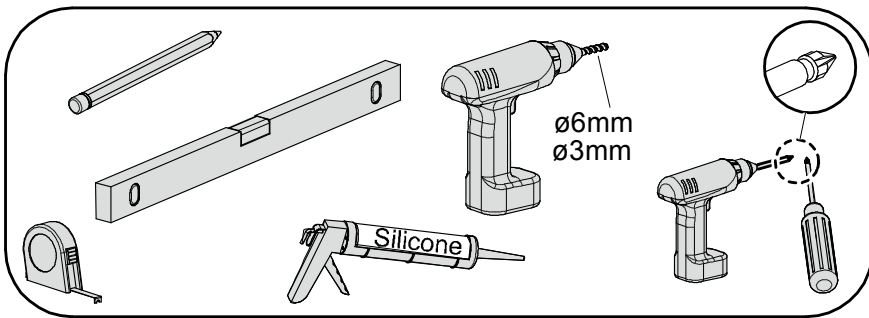
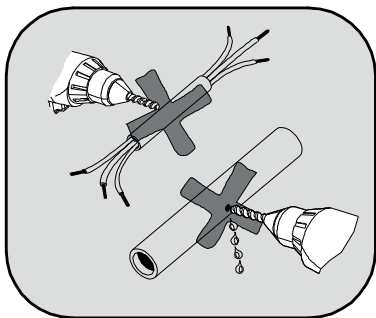


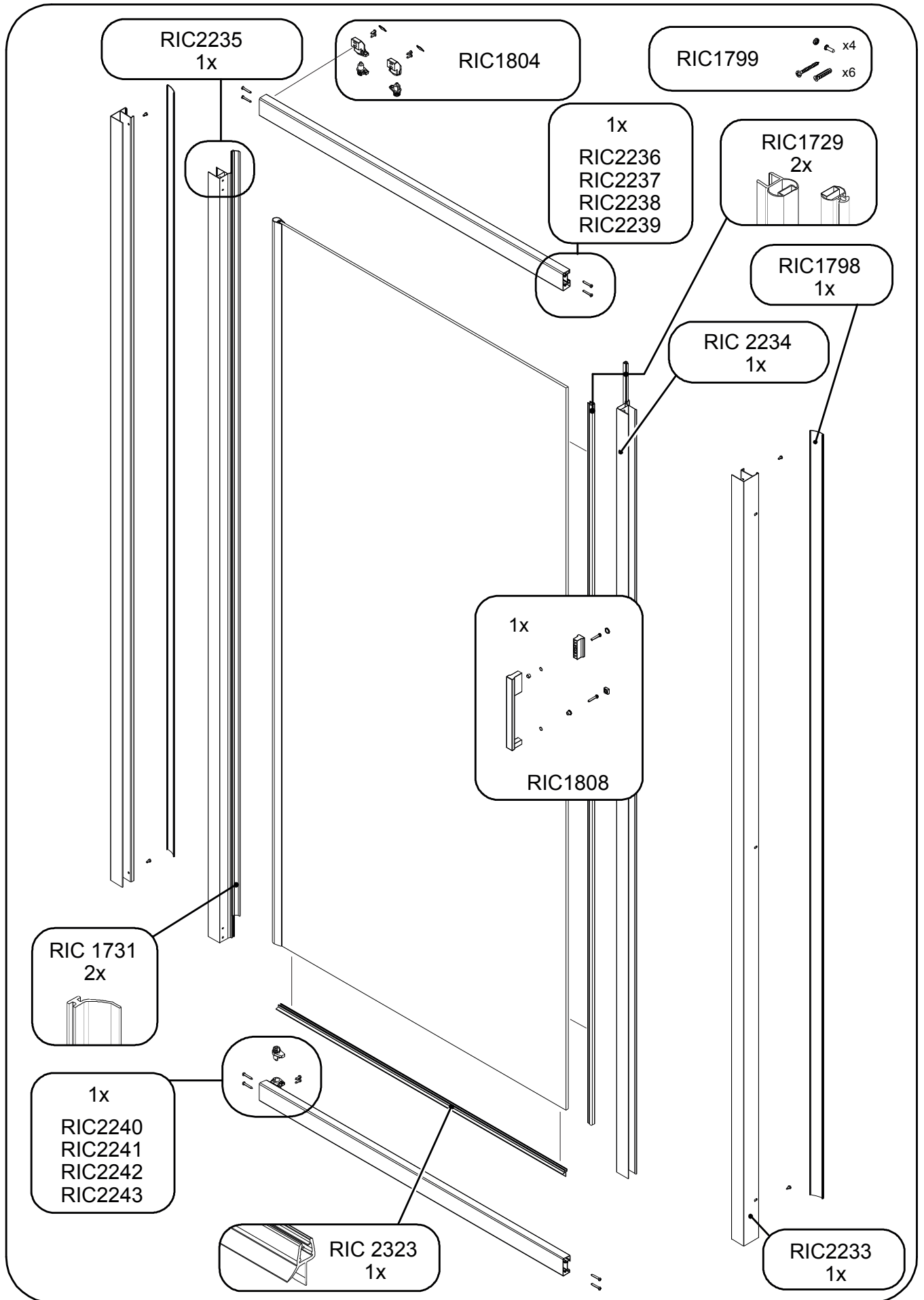
N°6
ø 3.9x13

4

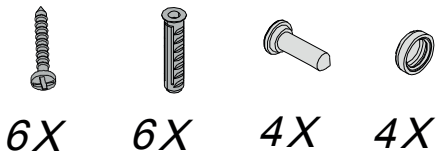


N°2
ø 3.5x13





RIC 1799



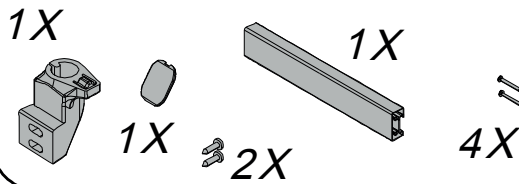
RIC 1731

2X

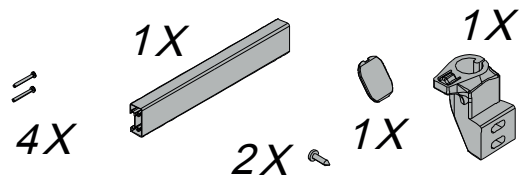
RIC 1729

2X

*RIC 2240*__ - B0901
*RIC 2241*__ - B0902
*RIC 2242*__ - B0903
*RIC 2243*__ - B0904



*RIC 2236*__ - B0901
*RIC 2237*__ - B0902
*RIC 2238*__ - B0903
*RIC 2239*__ - B0904



RIC 1798

1X

RIC 2233

1X

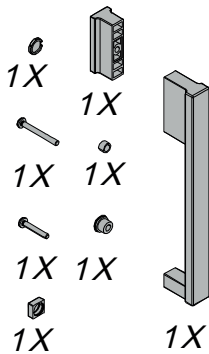
RIC 2234

1X

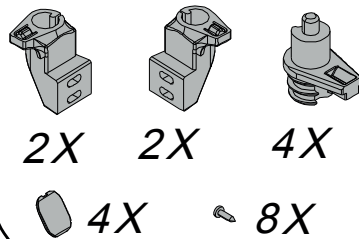
RIC 2235

1X

RIC 1808



RIC 1804



RIC 2323

1X